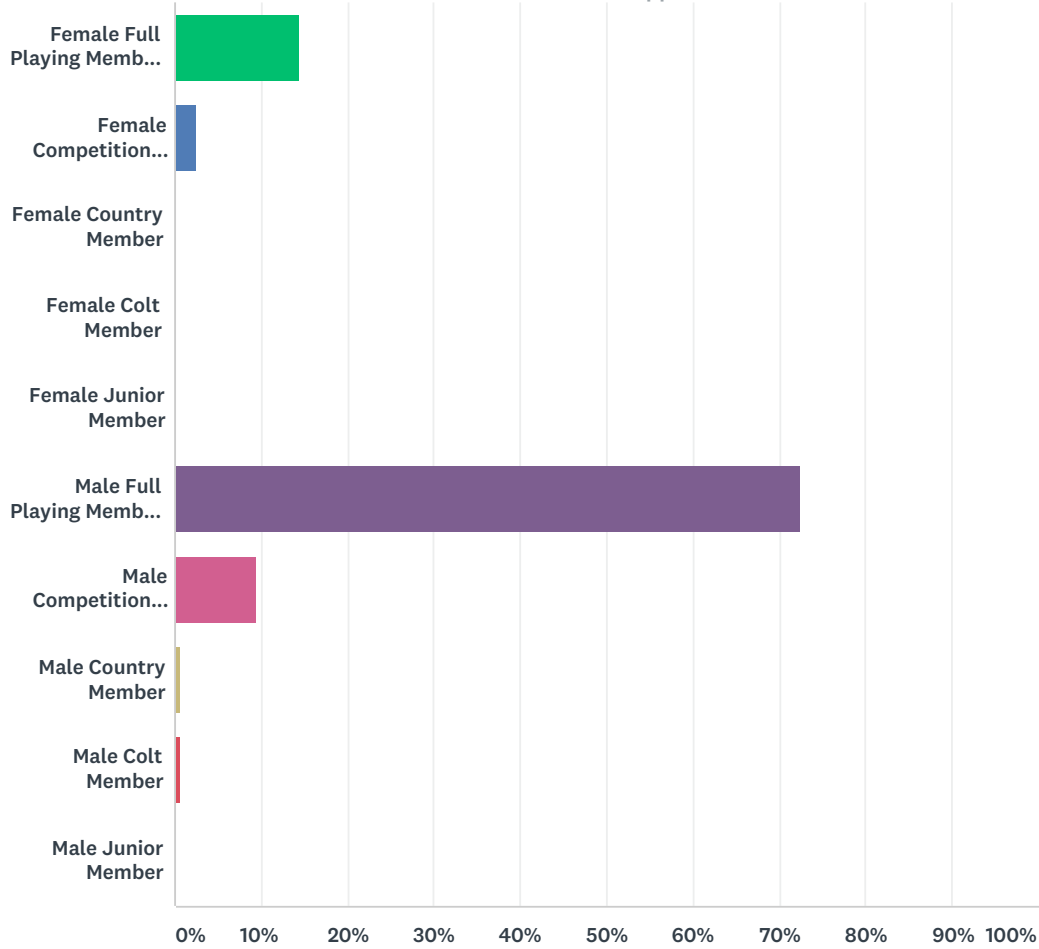


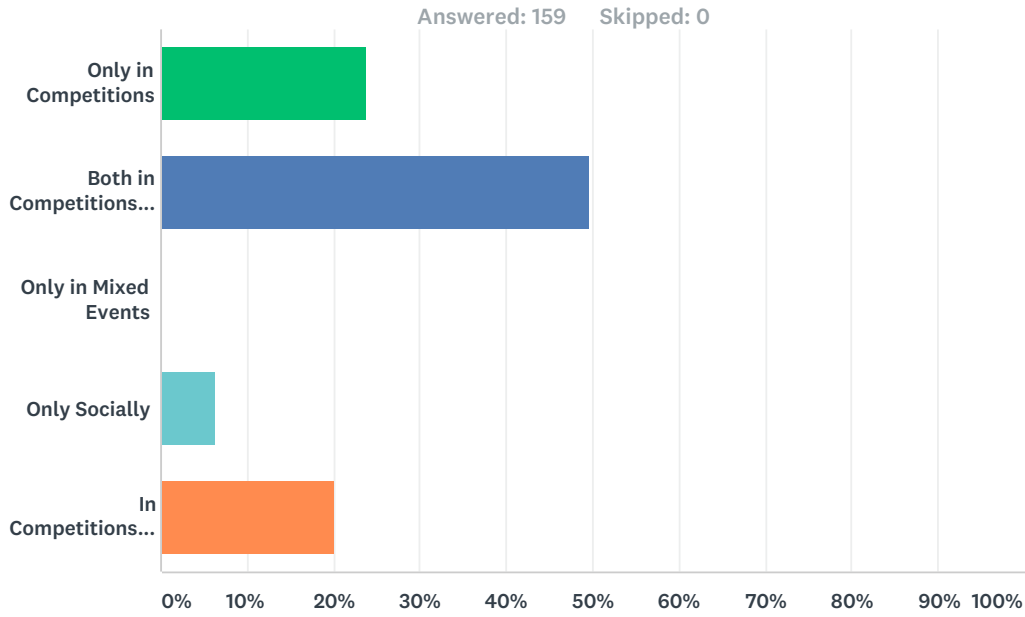
## Q1 Are you a... (Select one answer only)

Answered: 159 Skipped: 0



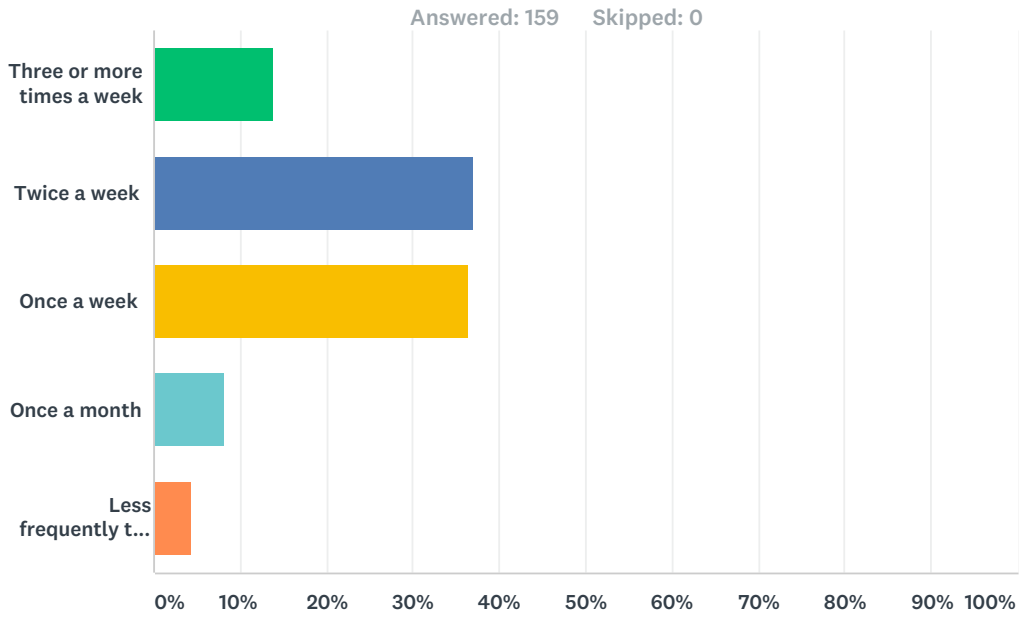
Answer Choices	Responses	
Female Full Playing Member (including Life Members)	14.47%	23
Female Competition Member	2.52%	4
Female Country Member	0.00%	0
Female Colt Member	0.00%	0
Female Junior Member	0.00%	0
Male Full Playing Member (including Life Members)	72.33%	115
Male Competition Member	9.43%	15
Male Country Member	0.63%	1
Male Colt Member	0.63%	1
Male Junior Member	0.00%	0
<b>Total</b>		<b>159</b>

## Q2 Do you play...(Select one answer only)



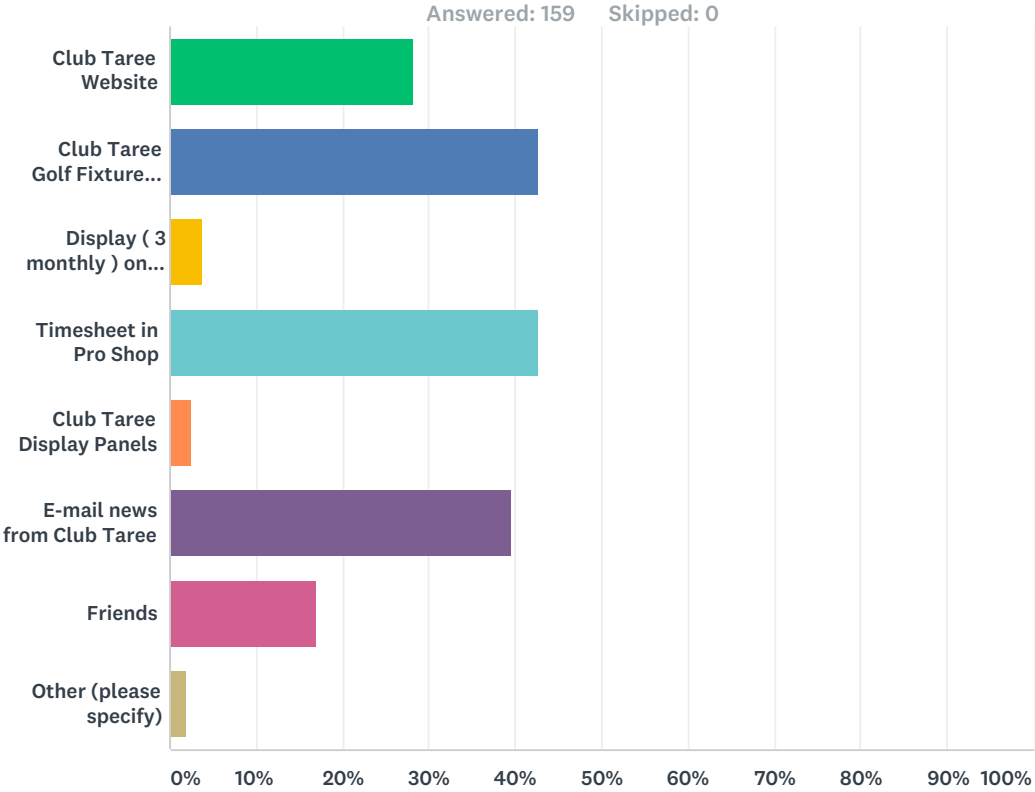
Answer Choices	Responses	
Only in Competitions	23.90%	38
Both in Competitions and Socially	49.69%	79
Only in Mixed Events	0.00%	0
Only Socially	6.29%	10
In Competitions, Mixed Events, and Social Events	20.13%	32
<b>Total</b>		<b>159</b>

### Q3 How frequently on average do you play? (Select one answer only)



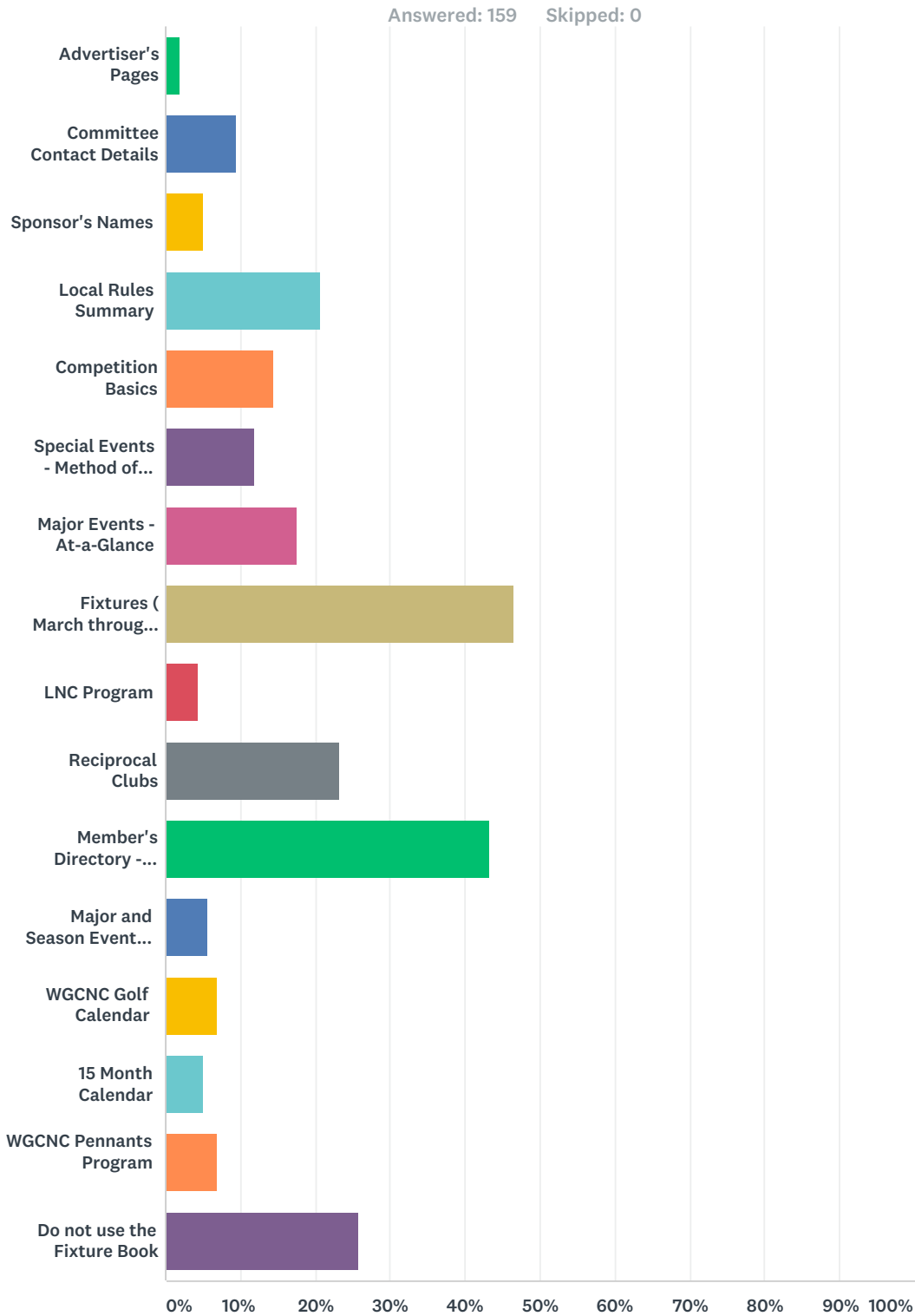
Answer Choices	Responses	
Three or more times a week	13.84%	22
Twice a week	37.11%	59
Once a week	36.48%	58
Once a month	8.18%	13
Less frequently than once a month	4.40%	7
<b>Total</b>		<b>159</b>

# Q4 Where do you obtain information about the golf program of events? (Select one or more answers)



Answer Choices	Responses	Count
Club Taree Website	28.30%	45
Club Taree Golf Fixture Book	42.77%	68
Display ( 3 monthly ) on Golf Pro's Desk	3.77%	6
Timesheet in Pro Shop	42.77%	68
Club Taree Display Panels	2.52%	4
E-mail news from Club Taree	39.62%	63
Friends	16.98%	27
Other (please specify)	1.89%	3
<b>Total Respondents: 159</b>		

## Q5 In regard to your use of the Fixture Book, which sections are of most interest to you? (Select one or more answers)

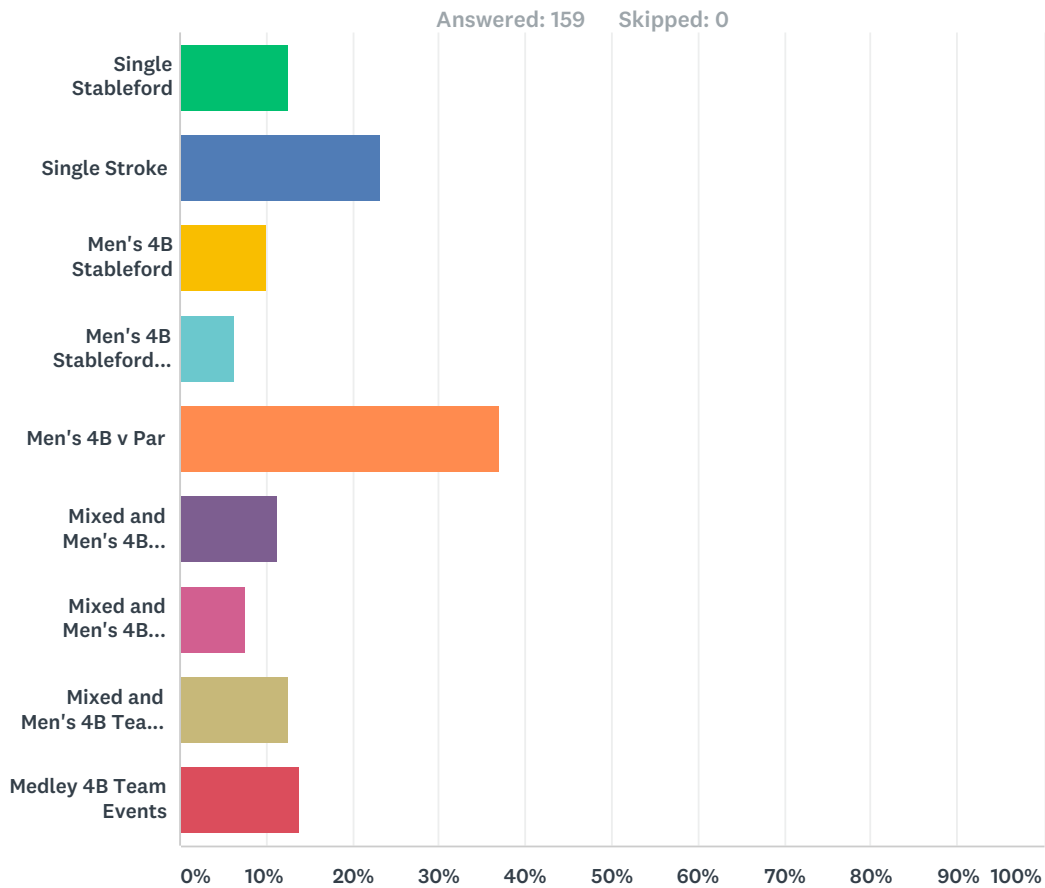


Answer Choices	Responses
Advertiser's Pages	1.89% 3
Committee Contact Details	9.43% 15
Sponsor's Names	5.03% 8
Local Rules Summary	20.75% 33

CLUB TAREE GOLF 2017 MEMBER SURVEY

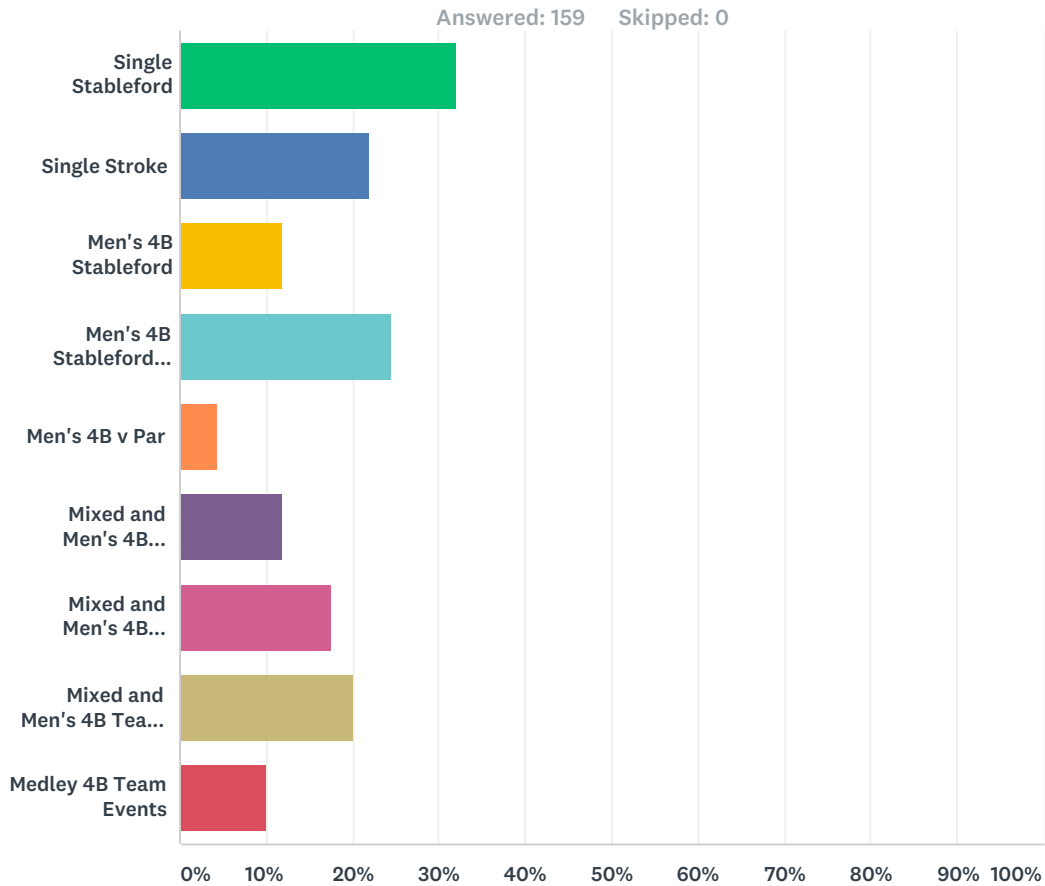
Competition Basics	<b>14.47%</b>	<b>23</b>
Special Events - Method of Play	<b>11.95%</b>	<b>19</b>
Major Events - At-a-Glance	<b>17.61%</b>	<b>28</b>
Fixtures ( March through February )	<b>46.54%</b>	<b>74</b>
LNC Program	<b>4.40%</b>	<b>7</b>
Reciprocal Clubs	<b>23.27%</b>	<b>37</b>
Member's Directory - Phone Numbers	<b>43.40%</b>	<b>69</b>
Major and Season Event Sponsors	<b>5.66%</b>	<b>9</b>
WGCNC Golf Calendar	<b>6.92%</b>	<b>11</b>
15 Month Calendar	<b>5.03%</b>	<b>8</b>
WGCNC Pennants Program	<b>6.92%</b>	<b>11</b>
Do not use the Fixture Book	<b>25.79%</b>	<b>41</b>
<b>Total Respondents: 159</b>		

## Q6 Regarding the Saturday program of events, what events would you like to see LESS of? (Select one or more answers)



Answer Choices	Responses
Single Stableford	12.58% 20
Single Stroke	23.27% 37
Men's 4B Stableford	10.06% 16
Men's 4B Stableford (Singles in Conjunction)	6.29% 10
Men's 4B v Par	37.11% 59
Mixed and Men's 4B Stableford	11.32% 18
Mixed and Men's 4B Stableford (Singles in Conjunction)	7.55% 12
Mixed and Men's 4B Team Events	12.58% 20
Medley 4B Team Events	13.84% 22
<b>Total Respondents: 159</b>	

## Q7 Regarding the Saturday program of events, what event types would you like to see MORE of? (Select one or more answers)



Answer Choices	Responses
Single Stableford	32.08% 51
Single Stroke	22.01% 35
Men's 4B Stableford	11.95% 19
Men's 4B Stableford (Singles in Conjunction)	24.53% 39
Men's 4B v Par	4.40% 7
Mixed and Men's 4B Stableford	11.95% 19
Mixed and Men's 4B Stableford (Singles in Conjunction)	17.61% 28
Mixed and Men's 4B Team Events	20.13% 32
Medley 4B Team Events	10.06% 16
<b>Total Respondents: 159</b>	



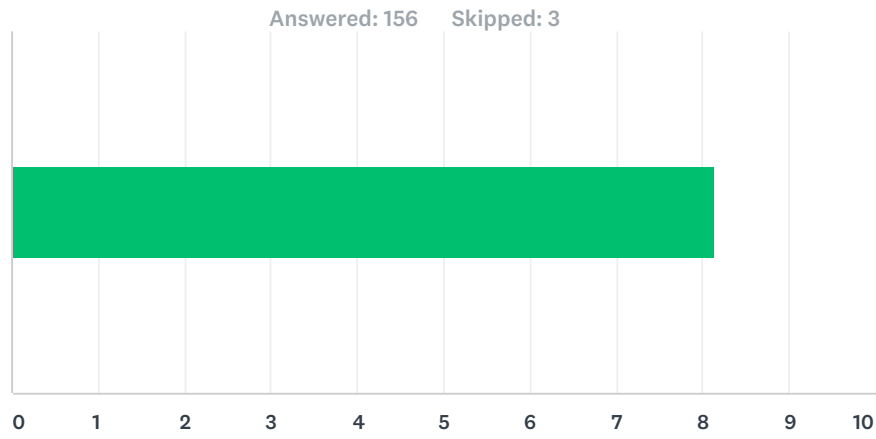
## Q8 The course layout

Answered: 156 Skipped: 3



Answer Choices	Average Number	Total Number	Responses
	8	1,223	156
<b>Total Respondents: 156</b>			

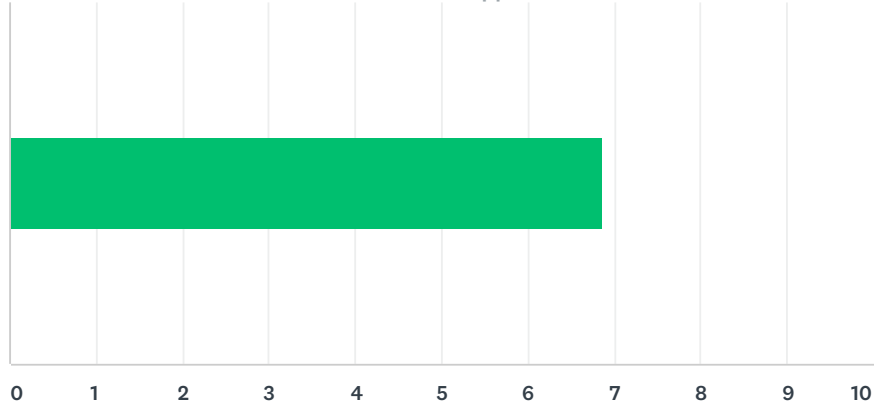
## Q9 The quality of the course.



Answer Choices	Average Number	Total Number	Responses
	8	1,269	156
<b>Total Respondents: 156</b>			

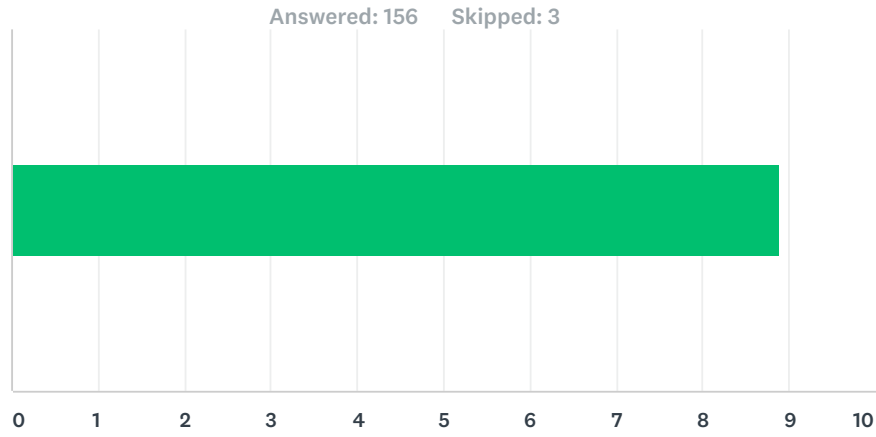
## Q10 The pace of play in competition

Answered: 156 Skipped: 3



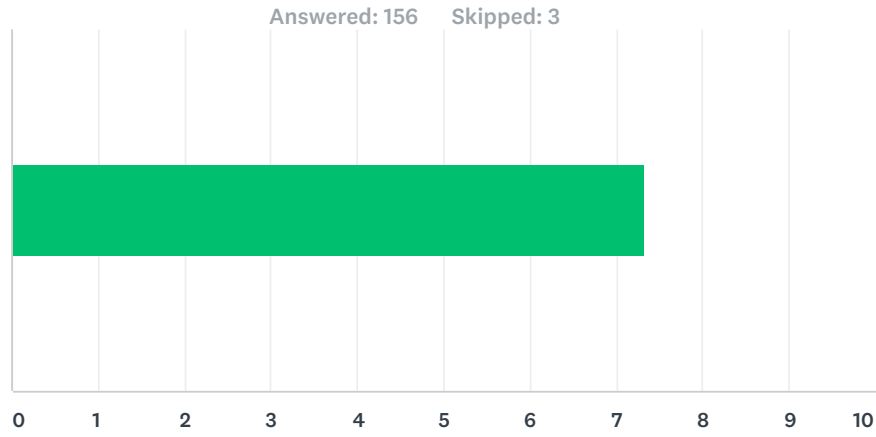
Answer Choices	Average Number	Total Number	Responses
	7	1,069	156
<b>Total Respondents: 156</b>			

## Q11 The quality of greens and green surrounds



Answer Choices	Average Number	Total Number	Responses
	9	1,387	156
<b>Total Respondents: 156</b>			

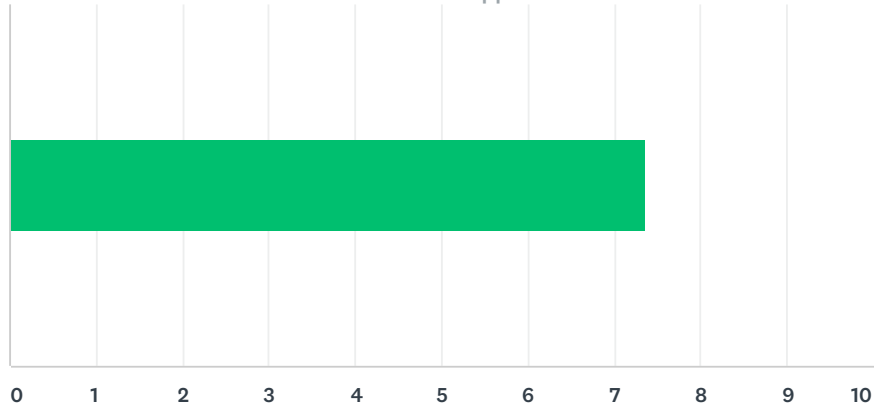
## Q12 The program of events at the club



Answer Choices	Average Number	Total Number	Responses
	7	1,143	156
<b>Total Respondents: 156</b>			

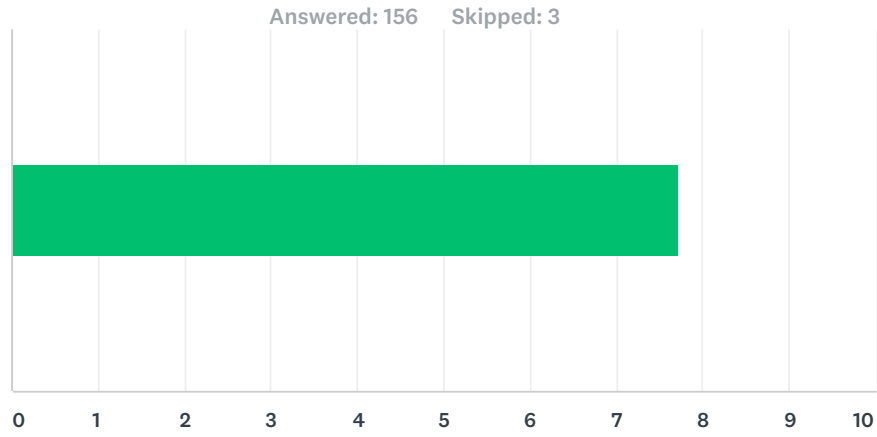
### Q13 The halfway house

Answered: 156 Skipped: 3



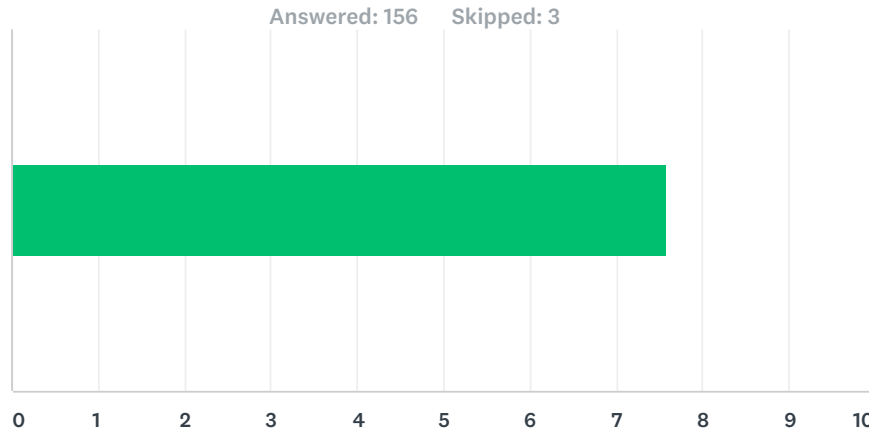
Answer Choices	Average Number	Total Number	Responses
	7	1,150	156
<b>Total Respondents: 156</b>			

## Q14 Your experiences at the professional shop



Answer Choices	Average Number	Total Number	Responses
	8	1,204	156
<b>Total Respondents: 156</b>			

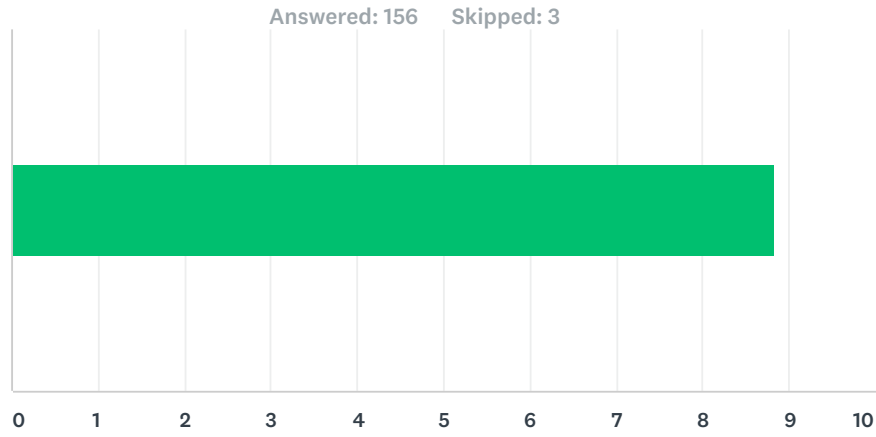
## Q15 Your experiences at the club house



Answer Choices	Average Number	Total Number	Responses
	8	1,182	156
<b>Total Respondents: 156</b>			

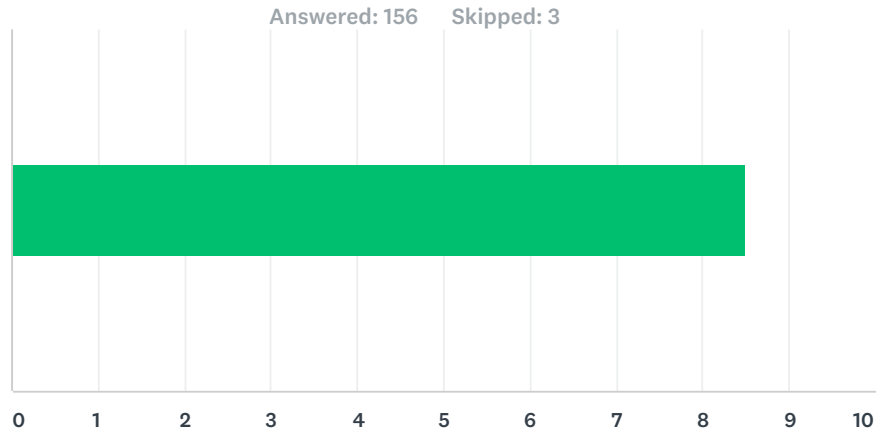


## Q16 The friendliness of your playing colleagues generally



Answer Choices	Average Number	Total Number	Responses
	9	1,378	156
<b>Total Respondents: 156</b>			

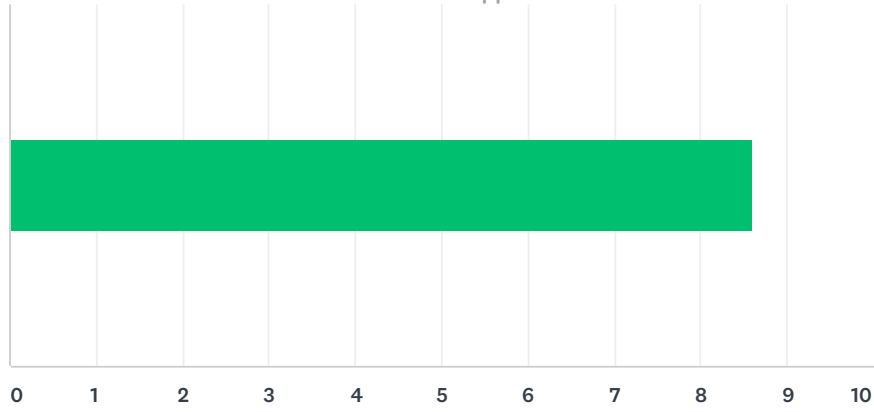
## Q17 The commitment of local sponsors to support club events



Answer Choices	Average Number	Total Number	Responses
	9	1,326	156
<b>Total Respondents: 156</b>			

## Q18 The work your committee does

Answered: 156 Skipped: 3



Answer Choices	Average Number	Total Number	Responses
	9	1,340	156
<b>Total Respondents: 156</b>			

**Q19 Is there anything else you would like to tell us so we can improve your golfing experience?**

Answered: 62 Skipped: 97

**Q20 If you wish to enter the draw for one dozen Srixon Q Star golf balls, please enter your Golflink number below**

Answered: 102 Skipped: 57